

L5 LAVALIER CONDENSER MICROPHONE

OVERVIEW

The L5 is a micro-sized (5mm) cardioid condenser microphone also available with an omni-directional polar pattern (L5O). The L5 series, which features modular, interchangeable capsules, is intended for use with Audix wireless systems. The L5 may also be used as a wired mic. Simply order the APS910 or APS911 phantom power adapter for use with a standard mic cable.

Designed to provide the highest quality sound in the smallest possible package, the L5 miniature condenser is ideally suited for broadcast and live sound applications for speech, interview, presentation, theatrical production, and instruments. Known for its clarity, low profile and ease of operation, the L5 has the ability to accurately capture and reproduce vocals from a comfortable distance of 4-8 inches or for close miking acoustic instruments from a distance of 1-2 inches.

The L5 is characterized with a uniformly controlled cardioid polar pattern helping to provide isolation and feedback control where applicable. The L5O is omni directional, helping to create a free open-air and natural sound with excellent transient response. With a smooth and accurate frequency range of 20 Hz - 20 kHz for L5O and 40 – 20k for L5, the microphone is lightweight and discrete.

MODEL VARIATIONS

L5 - Cardioid microphone with 3' cable terminating to a mini-XLRf connector for use with Audix wireless systems

L5O - As above with omni-directional capsule

SUPPLIED ACCESSORIES

MCL5 - Tie clip

WLS5 - External foam windscreen

P1 - Carrying pouch

OPTIONAL ACCESSORIES

APS910 - Phantom power adapter

APS911 - Battery / Phantom power adapter with on / off switch and bass roll-off



FEATURES

- 5mm modular capsules
- Broadcast quality
- Small, lightweight, low profile
- Natural, accurate sound reproduction
- Easy to use and set up

APPLICATIONS

- For use with Audix wireless bodypacks
- Speech
- Interviews
- Presentation
- Acoustic instruments



MCL5



APS910



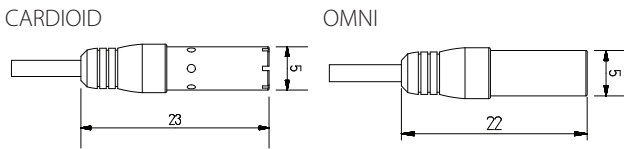
APS911

L5

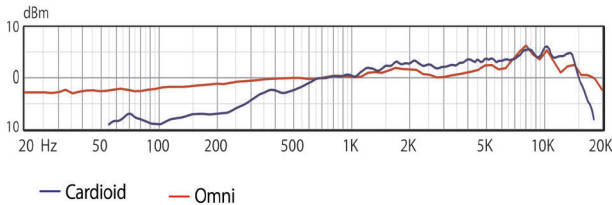
SPECIFICATIONS

Transducer Type	Pre-Polarized Condenser
Frequency Response	40 Hz - 20 kHz
Polar Pattern	Cardioid / Omni
Output Impedance	200 ohms
Sensitivity	6 mV (C) / Pa @ 1k 8 mV (O) / Pa @ 1k
Equivalent Noise Level	< 31 / 30 dB (A-Weighted)
Signal to Noise Ratio	> 63 / 64 dB
Dynamic Range	99 dB / 130 dB
Power Requirements	9-48 V Phantom Power
Maximum SPL	≥ 130 / ≥ 134 dB
Cable / Connector	Shielded 3' (L5) terminating to a miniature 3 pin XLRf connector
Polarity	Positive pressure on diaphragm produces positive voltage on pin 2 relative to pin 3
Materials / Finish	Machined Brass / Black Finish
Weight	13 g / 0.47 oz
Length	23 mm / 0.91 in

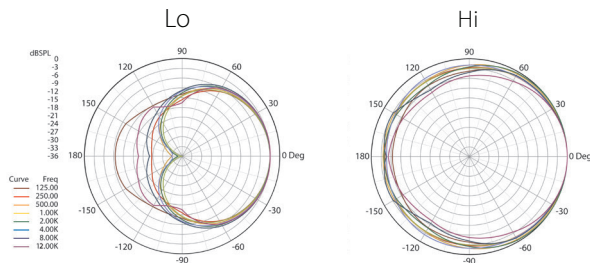
DIMENSIONS (mm)



FREQUENCY RESPONSE



POLAR PATTERNS



PRODUCT REGISTRATION: Please register your product online at www.audixusa.com/docs_12/about/product_registration.shtml.

SERVICE AND WARRANTY: This microphone is under warranty for a period of 3 years to be free of defects in material and workmanship. In the event of a product failure due to materials or workmanship, Audix will repair or replace said product at no charge with proof of purchase. Audix does not pay or reimburse shipping costs for warranty repairs or returns. The warranty excludes any causes other than manufacturing defects, such as normal wear, abuse, environmental damage, shipping damage or failure to use or maintain the product per the supplied instructions. No Implied Warranties: All implied warranties, including but not limited to implied warranties of merchantability and fitness for a particular purpose are hereby excluded. The liability of Audix, if any, for damages relating to allegedly defective products shall be limited to the actual price paid by Dealer for such products and shall in no event include incidental or consequential damages of any kind. Should your microphone fail in any way, please contact the Audix Service department at 503.682.6933. A Return Authorization is required before returning any product. OTHER THAN THIS WARRANTY, AUDIX MAKES NO WARRANTIES, EXPRESS OR IMPLIED, WITH RESPECT TO THE PRODUCTS, THE USE OF THE PRODUCTS, THE PERFORMANCE OF THE PRODUCTS. AUDIX SHALL NOT BE LIABLE FOR SPECIAL INCIDENTAL, CONSEQUENTIAL, INDIRECT OR SIMILAR DAMAGES ARISING FROM OR BASED ON THE SALE, USE, STORAGE OR DISPOSAL OF THE PRODUCTS, AUDIX'S SERVICE WORK, BREACH OF WARRANTY, BREACH OF CONTRACT. NEGLIGENCE, OR ANY OTHER THEORY OF LIABILITY, EVEN IF AUDIX HAS BEEN ADVISED OF THE POSSIBILITY OF SUCH DAMAGES.

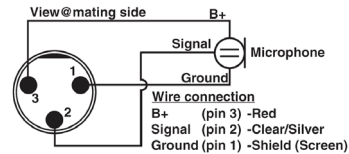
ARCHITECT AND ENGINEER SPECIFICATIONS

The microphone shall be of the condenser type with a modular capsule design. The microphone shall be available in a both omni-directional polar pattern and also cardioids. The microphone shall have a 3' or 8' cable terminating in a mini-XLR female connector. The microphone shall have a sensitivity of 6 mV / Pa and a nominal impedance of 200 ohms at 1 kHz. The microphone shall have a maximum SPL level of ≥130 and shall be machined out of brass with a length of 23 mm for and a capsule diameter of 5 mm. The microphone series shall be the Audix L5.

OPERATION AND MAINTENANCE

The L5 microphones are designed to plug directly into the bodypack of the Audix wireless systems. They can also be used with other wireless bodypacks, however, the connector will have to be changed to the appropriate type for the bodypack that is being used. Also, the microphone will have to be wired correctly to match the wiring of the bodypack system. The L5 wiring scheme is pin 1 ground (black wire), pin 2 signal (white wire) and pin 3 bias (red wire).

See diagram:



Using the L5 as a hard wired mic: You will need the APS910 or APS911 phantom power supply.

APS910 and APS911 phantom power adapters: Note that the mini-XLRf connector at the end of the L5 plugs into mini-XLRm side of the APS910 or APS911 phantom power adapter. From there, plug a standard XLR-XLR microphone cable to complete the connection to the mixing board.

Avoid plugging or unplugging the microphone from a PA system unless the channel is muted or the volume of the system turned down. Failure to do so may result in a loud "popping" noise which could seriously damage the speakers in the PA system.

USER TIPS:

Lavalier: Whether wired or wireless, the L5 mics can be attached to a tie, a lapel, or to fabric by means of the supplied alligator style clip. For broadcast or for applications where there is only one open microphone on stage, the L5O (omni directional) is generally the best choice. In these cases, the microphone should be positioned so that the capsule of the microphone is in an upward position and 4-6 inches from the mouth.

For applications where there may be music in the background, a large amount of room ambience or echo, feedback issues, or other open mics on stage, the L5 (cardioid) is a good choice. In this case, you may bring the mic closer to your mouth where the sound will become fuller and louder. In either case be sure that the element on the microphone capsule remains exposed and does not get covered up in any way by clothing. Also, it is recommended to use the supplied external windscreen to help reduce popping and breath noise.

Acoustic Instrument: The L5 (cardioid) would be the best choice when using the microphone to mic an acoustic instrument such as guitar, sax, percussion, etc.

It is recommended to use the supplied external windscreen to help reduce popping and breath noise.

Further miking techniques may be found on our website at www.audixusa.com